

# Series SCR Conveyor OPTIONAL FEATURES

# RAPAT

C O R P O R A T I O N

## ■ GRAVITY TAKE-UP -

Available in tower or horizontal configurations for long conveyors.

## ■ METAL SKIRTING -

Adjustable, bolt-on metal skirting keeps product centered on belt reducing spillage at transitions.

## ■ ANGLE FLANGE INLET -

Complete with bolt-on adjustable metal skirting to assure proper flow of material onto the belt.

## ■ CRESCENT TOP BELT -

For incline applications, depending on product handled.

## ■ BEND SECTION -

Designed for use when gradual inclines are necessary.

## ■ 12" DIAMETER DRIVE PULLEY -

Recommended for longer and higher-capacity conveyors. Please consult factory for further information.

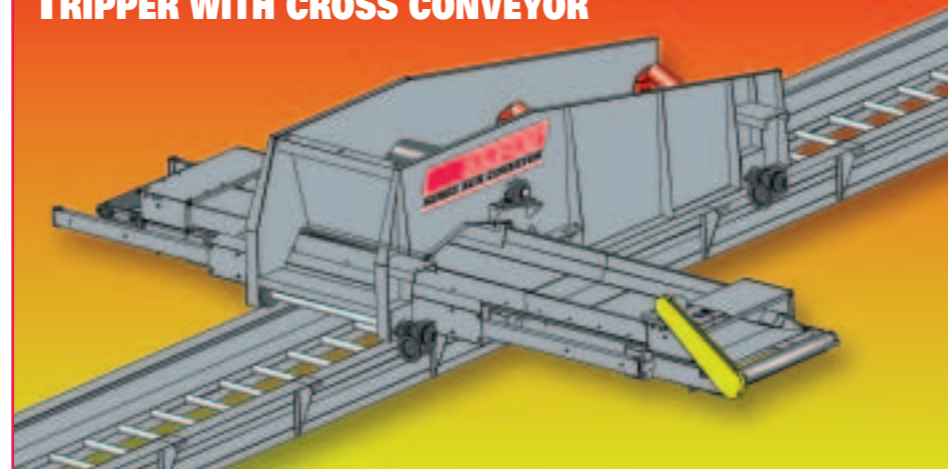
## ■ GEAR REDUCER DRIVE -

Right-angle gear reducer (C face motor required) or shaft mounted gear reducer (foot mount motor required). For heavy-use operations, or applications requiring a slow belt speed.

## ■ TRIPPER -

Movable along conveyor via manual or electric power. Available with shuttling and reversing cross conveyor to fill in multiple directions. (See illustration below or photograph inside for more information)

### TRIPPER WITH CROSS CONVEYOR



## SERIES SCR CONVEYOR



## RAPAT CORPORATION PRODUCT LINE CARD

### CONVEYORS

- ENCLOSED BELT
- BAGGING
- CLEATED BELT
- TRUCK & RAILCAR UNLOADERS
- FLEXIBLE SIDEWALL
- PORTABLE BELT
- FOOD HANDLING
- TROUGHING ROLLER
- PLASTIC & WIRE BELTS
- SLIDER BED
- STAINLESS STEEL CONSTRUCTION
- EN-MASSE (DRAG)
- CUSTOM CONVEYORS

### DISTRIBUTORS

- ROTO-FLO
- ROTARY VALVE
- SWING-FLO

### BUCKET ELEVATORS

- COMPLETE BUCKET ELEVATOR ASSEMBLIES
- CUSTOM ACCESSORIES
- BACKLEG ROLL OPTIONS

### SCREW CONVEYORS

- TUBE TYPE SCREW CONVEYORS
- AUGER FLIGHTING

### HORIZONTAL UNLOAD POWERHEADS

- 25 DEGREE INCLINE POWERHEADS
- BIN UNLOAD TUBES WITH ROLLER SLIDE GATES
- BANJO SUMP BIN UNLOAD TUBES
- ELECTRIC / HYDRAULIC DRIVE KITS

### ACCESSORIES

- HOPPER CAR UNLOADERS
- TRANSFER SPOUTING
- CAST IRON TURNHEADS
- REVERSIBLE ELBOWS
- DRAW OFF SPOUTS

### INDUSTRIAL MATERIAL HANDLING SOLUTIONS THAT WORK!

At The Rapat Corporation, we approach each project with the intent of finding a better way to solve our customers' problems.

We listen to their individual needs, and applying what we learn to best solve their specific material handling requirements.

Put our experience with some of the largest Fortune 500 Corporations to work for you—call toll-free today for more information.

**Thomas  
Conveyor &  
Equipment Co.**

1S450 Summit Avenue, Suite 175 Oakbrook Terrace IL 60181  
844.220.0086 www.tceconveyors.com conveyors@tceconveyors.com

**DESIGNED WITH EXCLUSIVE  
MODULAR FEATURES!**

# Series SCR Conveyor FEATURES

## ALL NEW COMPUTER DESIGNED CONVEYOR, BUILT FOR EFFICIENCY AND DURABILITY

We designed the Rapat Series SCR Conveyor with our customers in mind. Over the past 30 years, we've offered many different conveyor configurations—with every design built with a specific use in mind.

With the Series SCR Conveyor, we went to our best resource—our customer! We asked what features they wanted and how we could design a system to fit their demanding expectations.

The result is a conveyor with unmatched features and common-sense engineering.

## MATERIAL VERSATILITY IS THE KEY TO EXCELLENT CONVEYOR DESIGN

Materials conveyed include grain, corn, seed, beans, fertilizer, recyclables, wood blocks, sand, etc—nearly any loose bulk material.

The shape of the frame forms the belt into a trough, and the product rides smoothly on top of the belt. We've designed the Series SCR Conveyor without internal flanges—eliminating contamination due to product build-up.


## MODULAR COMPONENTS MAKE MANY CUSTOM CONVEYORS UNNECESSARY

The Series SCR Conveyor is engineered with modular components—meaning that regardless of the length or width of your particular conveyor, the same basic parts are used!

There are no right or left sides. Connector plates are identical throughout the conveyor. Belt skirting segments are exactly the same. This forward thinking allows for lower shipping costs and easier installation. And, it actually *increases* overall conveyor rigidity and performance!



**MODULAR CONSTRUCTION DETAIL**



**TELESCOPING BOLT-ON SCREW TAKE-UPS**

**ADJUSTABLE MOTOR MOUNT**  
Heavy-duty motor mount designed to fit a variety of motors. Adjustable for V-belt tensioning.

**V-BELT DRIVE**  
Standard belt drive system. Other options available.

**FORMED TROUGH**  
Formed trough with self-cleaning bed contains all material on belt and reduces friction.

**STEEL CONSTRUCTION**  
Standard 14 gauge mild steel is used in frame construction. Other materials are available as option.

**2" DIAMETER FLAT CARRYING IDLERS**  
Spaced every 12" along conveyor for reduced belt wear and more efficient power usage.

**HEAD PULLEY**  
Standard 8", 12" and 18" Head Pulley is lagged for positive drive without slippage.

**HIP ROOF COVERS**  
Optional full-length, all weather covers provide your materials full protection from the elements.

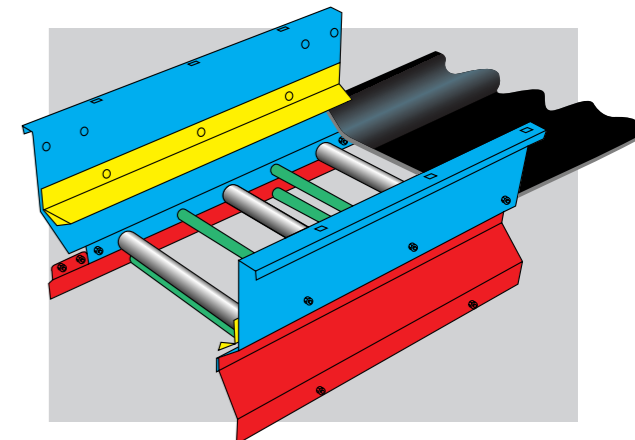
**ADJUSTABLE TAKE-UP**  
Belt tracking and tensioning is made easy with our protected screw take-up.

**MODULAR CONSTRUCTION**  
Bolt-together frames break down for lower shipping cost and make installation and replacement easier.

**BELT OPTIONS**  
(Belt not shown for clarity). Optional pattern top belt may be used in place of standard smooth belt for incline applications. Mechanical belt fasteners are standard on all Rapat Conveyors.

**PILLOW BLOCK BEARINGS**  
Heavy-duty Pillow Block Bearings on both head and tail sections.

**SNUB PULLEY**  
Improves head pulley traction for reduced wear.

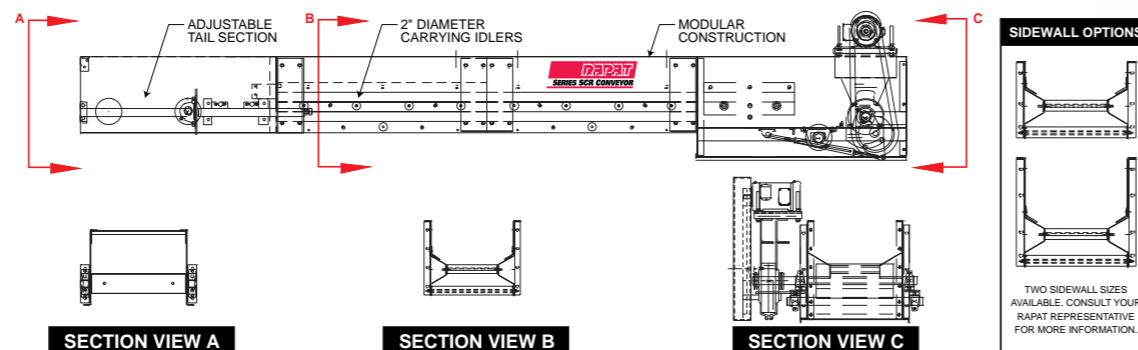


## SERIES SCR CONVEYOR

The Rapat Series SCR Belt Conveyor is an economical, low maintenance conveyor for handling bulk product. Bolt-together, modular construction means reduced freight costs, easier installation and uniform parts for convenient maintenance.

## SERIES SCR SPECIFICATIONS

<b>Lengths</b>	Any length is available. All conveyors are custom made to fit your needs.
<b>Belt</b>	Smooth PVC belt with mechanical fastener. Available in 18" to 42" widths. Frame is designed with no internal flanges to prevent product contamination.
<b>Carrying Idlers</b>	2" diameter flat carrying idlers are spaced every 12" to reduce belt wear and lower horsepower requirements.
<b>Drive</b>	V-belt drive with roller chain final drive.
<b>Frame</b>	Modular, bolt-together frame has uniform sides - no confusing right or left sides! Easier repair and replacement along with reduced freight costs.
<b>Covers</b>	Optional Hip Roof covers for weatherproof installations.
<b>Power</b>	Can be powered with single phase or three phase electric motors.
<b>Pulleys</b>	8", 12" and 18" diameter lagged head with adjustable snub and tail pulleys for greater traction. Our protected screw take-up allows positive belt tracking and tensioning adjustment without seizing!



## OPTIONAL TRIPPER

The SCR Tripper option moves along the conveyor length via manual or electric power. The main belt (shown in green) moves through the Tripper, feeding product (shown in red) onto cross conveyor.

A fully reversible cross conveyor allows product flow to either end of conveyor. The cross conveyor moves along its' own "track" to fill large storage facilities with multiple discharge points.