

Toll Free (844) 220-0086


# Series FLX Conveyor FEATURES

# THOMAS CONVEYOR

and Equipment Company, Inc.

28 Hillside Avenue • Hillside, IL 60162-0736

Phone (708) 449-2100 • Fax (708) 449-2106 • www.TCECONVEYORS.com



## RAPAT FLX CONVEYOR

Do you need to move materials at steep angles without losing capacity? The Rapat Flexwall Conveyor is uniquely suited for your application—moving product at angles up to 90 degrees! And, since it conveys your product in a protective “pocket”, damage is minimized while overall throughput is maximized.

Our corrugated sidewall belting will handle a wide variety of products in nearly any application. From fragile materials such as glass products or pellets; very abrasive items such as pumice, sand and gravel; from very fine powders to heavy, bulky products—the Rapat FLX will move them all.

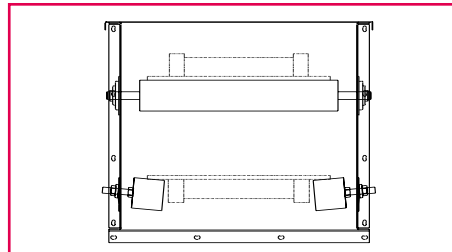
## EVERY FLX CONVEYOR IS A CUSTOM CONVEYOR

We engineer each conveyor to its specific use, allowing us built-in features that simply are not possible with “off-the-rack” systems. Your FLX conveyor will be as individual as its application—and for good reason—you need it to work dependably for years to come.

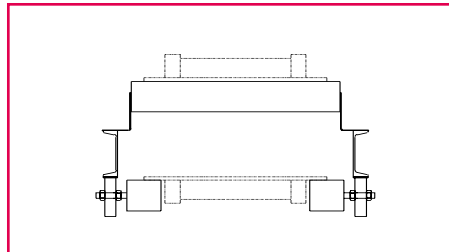
Among the special accessories that many FLX Conveyor purchasers request are:

- Zero speed switch to alert if a specific pulley has stopped turning.
- Plug switch mounted in discharge to shut off conveyor if the discharge chute plugs.
- Belt alignment switches to shut off conveyor or alert an operator should the belt become mistracked.
- Belt thumper. A motorized oblong shaft that is mounted just behind the head pulley to “slap” or “thump” the belt and help break-off sticky product that has stuck to belt.
- Emergency shutoff switch can be activated anywhere along the entire conveyor for safer operation.
- Dust collection ports are located along conveyor to allow a dust collector to be tied into the conveyor for dust removal.

Your specific installation challenge may require a unique solution. At Rapat Corporation we specialize in providing the customization you need to get the job done. In fact, many of the options that we regularly offer customers were born from the needs of previous customers.



ENCLOSED FRAME FLX



OPEN CHANNEL FRAME FLX

**MOVE YOUR MATERIALS GENTLY AND EFFICIENTLY AT NEARLY ANY INCLINE UP TO 90 DEGREES!**




### ENCLOSED FRAME FLX

Enclosure keeps dust and emissions contained within the enclosure for a safer, cleaner work environment. Frame construction options include Stainless or Galvanized Steel. Inspection doors located throughout the enclosure to provide quick, simple access for inspection, cleanout and maintenance.

### OPEN CHANNEL FRAME FLX

Structural channel frame is open to allow easy access to the idlers for maintenance and inspection.



## SERIES FLX CONFIGURATIONS



FIGURE 1



FIGURE 2

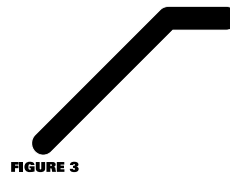


FIGURE 3



FIGURE 4

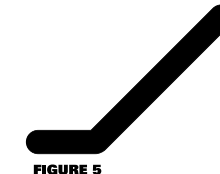


FIGURE 5

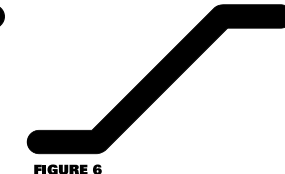


FIGURE 6

## SERIES FLX STANDARD FEATURES

- Large diameter head and tail pulleys which increase the longevity of the belt and sidewalls.
- Adjustable transition wheels keep belt down at the up and down turns as well as provide for easier belt tracking.
- Skirted infeed area; adjustable skirting helps contain product at the loading point and reduces spillage.
- Protected screw takeups assist in belt tensioning and tracking and the protective sleeve protects the screw adjuster from being damaged during installation and maintenance.
- Several configurations available from horizontal to vertical operation. The sidewalls contain the product to convey it at any angle gently, smoothly and efficiently.
  - The Rapat FLX conveyor with its corrugated sidewall belts will handle a wide variety of products in nearly any application. From fragile materials such as glass products or pellets to very abrasive products such as pumice, to sand & gravel, fine powders to large bulky products, the Rapat FLX will move them all.
  - The FLX belts are available in black standard construction, white food grade, high temperature and oil or chemical resistance.
  - The FLX is a standard conveyor that utilizes “off the shelf” CEMA standard components, yet is built to the customers’ exact application requirements.
  - The FLX is the ideal conveyor for fragile products or applications where product damage is not acceptable.
  - The FLX is the perfect conveyor where space is restricted and high incline angles are required.

# RAPAT

C O R P O R A T I O N