



MALLARD
MANUFACTURING
YOUR GRAVITY FLOW SPECIALISTS

Carton Flow Storage

Flexible



Durable




Reliable



844 220 0086


FIND THE RIGHT CARTON FLOW SYSTEM FOR EVERY APPLICATION

Static Shelving



- ✗ Wasted space
- ✗ Limited pick locations on lower levels
- ✗ Inefficient order selection
- ✗ Worker safety concerns
- ✗ Increased labor cost
- ✗ High overhead


High Density Carton Flow Storage



- ✓ Gain 50% more storage – consolidate with fewer aisles
- ✓ Increase pick slots by up to 40 locations per bay
- ✓ Improve productivity – cartons flow to aisle face for picking
- ✓ Ergonomic, safe order selection – easy access to all SKUs
- ✓ Labor savings – save up to 75% in labor vs. static shelving
- ✓ Save energy and lighting in condensed space

The efficient, affordable answer for numerous or slower moving SKUs

Gravity-fed carton flow is an effective, affordable way to save space, consolidate order picking activity and increase pick locations within your existing space. Cartons are fed into storage lanes from one aisle and flow to the opposite aisle for full and split-case picking, separating picking and replenishment activities. Carton Flow can be used as a stand-alone system or integrated with conveyor, pick-to-light and multi-level pick modules.



Mallard Carton Flow

Mallard manufactures the most diverse and flexible line of carton flow products in the industry, designed to handle frequent product mix changes with built-in durability for today's busy warehouse environments and biggest storage challenges. All systems are custom designed for your unique application requirements and are adaptable to roll-formed or structural racking.

Concerned about which design to use? Don't be. Mallard's gravity flow experts will help you determine the right system for your application. We'll even provide a complimentary sample for you to test your product mix on site.



Carton Flow



Dyna-Flo HD

Dyna-Flo

Dyna-Deck

DYNA-FLO

Flexible, Full-Bed Carton Flow for Variable Sized SKUs

Dyna-Flo's durable bed of staggered polypropylene wheels is the perfect option for variable sized SKUs and applications requiring frequent re-slotting. 12"-16" sections drop into existing pallet rack creating a productive flow system.

- Full wheel bed accommodates all carton sizes
- Simple, easy product reprofiling
- Durable wheel and axle assembly
- 1 3/8" polypropylene staggered wheels
- 12"-16" sections
- Infinitely adjustable lane dividers

Dyna-Flo HD - Our Heavy-Duty, Reinforced Dyna-Flo for Tougher Applications

Dyna-Flo HD was developed for customers with challenging package and carton flow requirements. Its larger, 1.9" polypropylene wheel with reinforced spokes provides greater capacity, wheel coverage and better flow for heavy, larger carton applications. Dyna-Flo HD uses higher side rails which adds capacity without the need for an interior support beam, providing additional vertical clearance between shelf beams.



DYNA-DECK

Easy Drop-In Repair System Retrofits Any Carton Flow Bed

Dyna-Deck was designed as a replacement system for inferior, damaged case flow rails and wheels. Heavy, abuse-resistant low profile tracks, available in 12"-16" widths, drop easily into existing carton flow shelves, providing full wheel coverage for all carton sizes and shapes.

- Retrofits any existing case flow shelf
- Ideal for frequent product SKU changes
- Infinitely adjustable, snap-on entry guides
- Low profile - 1 1/2" to top of roller
- 1 3/8" polypropylene wheels
- 12"-16" width tracks



Dyna-Flo
Dyna-Deck

Econo-Flo

Economical Carton Flow for Lighter Applications

Econo-Flo is an affordable, versatile system of wheeled tracks created for lighter duty applications. Tracks pop into place providing infinite adjustability for changing SKUs.

- Tracks easily pop into place on existing pallet rack
- No tools required
- High quality plastic wheels on steel axles
- Available on 1 5/16" and 1 7/8" centers
- Roll-formed steel guide rails available for lane definition



Flo-Guide

Flanged Wheel Carton Flow for Totes and Deep Lane Systems

Flo-Guide carton flow uses specialty ABS flanged wheels in multiple configurations for custom applications, ideal for tote flow and very deep lanes where full length guiding is necessary. Flo-Guide's patented design separates product while guiding totes and cartons; available for both light-duty (under 40 lb. loads) and heavy-duty (greater than 40 lb. loads) applications.

- Specialty flanged roller design separates product while guiding totes
- Large flowing surface
- Standard applications - medium-duty ABS roller
- Heavy-duty applications – 6/6 nylon and ESD material rollers



Econo-Flo

Flo-Guide



CART-TRAK

Durable, Full-Width Roller Carton Flow

Cart-Trak's full-width roller carton flow is a heavy-duty, abuse-resistant system providing full carton coverage and superior, reliable flow for consistent carton and tote sizes. All track widths drop easily into existing roll-formed or structural pallet racking and are virtually maintenance free.

- Ideal for consistent box sizes or totes
- Easily drops into existing pallet rack
- Tracks span beam to beam on all rack types
- 6", 9", 12" and 16" roller widths
- 1"- 3" roller centers
- Galvanized steel rollers - an industry exclusive

RACK-TRAK

Drop-In Carton Flow Tracks for Pallet Rack

Rack-Trak quickly converts pallet racking into a productive gravity flow system with wheeled tracks that easily drop onto step-beams. Self-tracking lane assemblies are available in custom rail spacing configurations to meet all application requirements.

- Quick installation on pallet rack
- Custom rail spacing, density and load capacity
- Self-tracking for all load weights
- Easy to handle section available up to 15'
- Staggered wheel patterns available to flow cartons as small as 2.5" x 2.5"




Cart-Trak

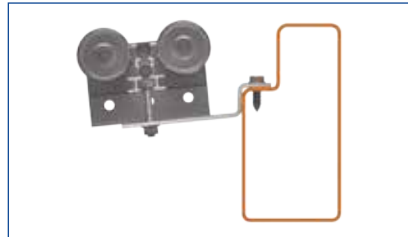
Rack-Trak

Carton Flow Mounting Brackets


Mallard manufactures a wide variety of flexible and easy-to-install mounting brackets for both structural and roll-formed racking systems.



INTEGRAL STEP BEAM - UNLOAD END



INTEGRAL STEP BEAM - LOAD END




INTEGRAL 3.5" HIGH STEP BEAM - UNLOAD END



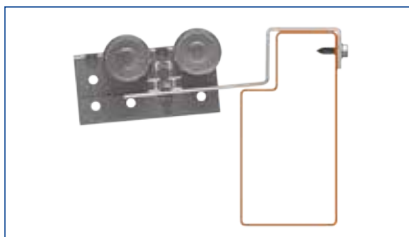
LAPOVER STRUCTURAL BEAM - UNLOAD END



LAPOVER STRUCTURAL BEAM - LOAD END




LAPOVER STEP/BOX BEAM - UNLOAD END



LAPOVER STEP/BOX BEAM - LOAD END



REAR PACKAGE STOP - PUSHBACK APPLICATIONS




REAR PACKAGE STOP - PUSHBACK APPLICATIONS



LAYOVER STEP BEAM BRACKET, LOAD END

Challenges Met – Problems Solved!

Mallard is the leading resource for quality engineered **Pallet Flow, Carton Flow and Gravity Conveyor** for manufacturing and distribution facilities worldwide. We support an extensive integrator and distributor network providing value-added engineering, product testing and sales support from our recently expanded 120,000 sq. ft. production facility in Sterling, Illinois.



Thomas Conveyor & Equipment
1S450Summit Ave #175 Oakbrook Terrace IL
60181

844 220 0086 www.tceconveyors.com